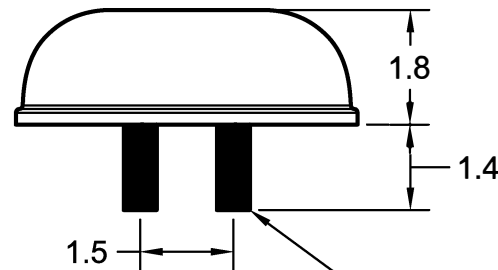
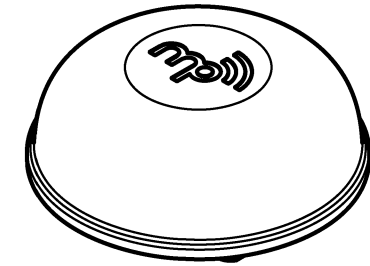
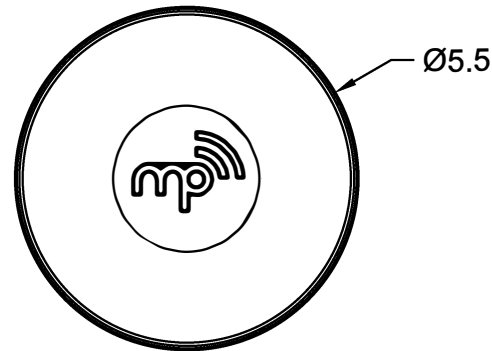


Frequency Range	Max Mounting Surface Thickness	Mounting Hole Diameter/Distance	Connector Type	Feeds	Color
2-3 GHz; 4.9-6 GHz	0.60 Inches	$\frac{5}{8}$ " Diameter, 1.5 Inches Apart	N-Female	2	Black

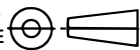


N-Female Connector (X2)

- Note:
1. Mounting Hardware Included
 2. Built in Ground Plane

MP ANTENNA, LTD.
147 Eady Court
Elyria, Ohio 44035
www.mpantenna.com

THIRD ANGLE



DIMENSIONS ARE IN INCHES

	NAME	DATE
DRAWN	BM	4/14/2020

PROPRIETARY AND CONFIDENTIAL
THE INFORMATION CONTAINED IN THIS DRAWING IS THE SOLE PROPERTY OF MP ANTENNA, LTD. ANY REPRODUCTION IN PART OR AS A WHOLE WITHOUT THE WRITTEN PERMISSION OF MP ANTENNA LTD IS PROHIBITED.

DESCRIPTION:

Dual Band Two Feed
Rugged Omni Antenna

PART NO.

MP0930-2XHD